



# How to join

## Thai-Danish Cooperation on Bio-Circular-Green Economy Model

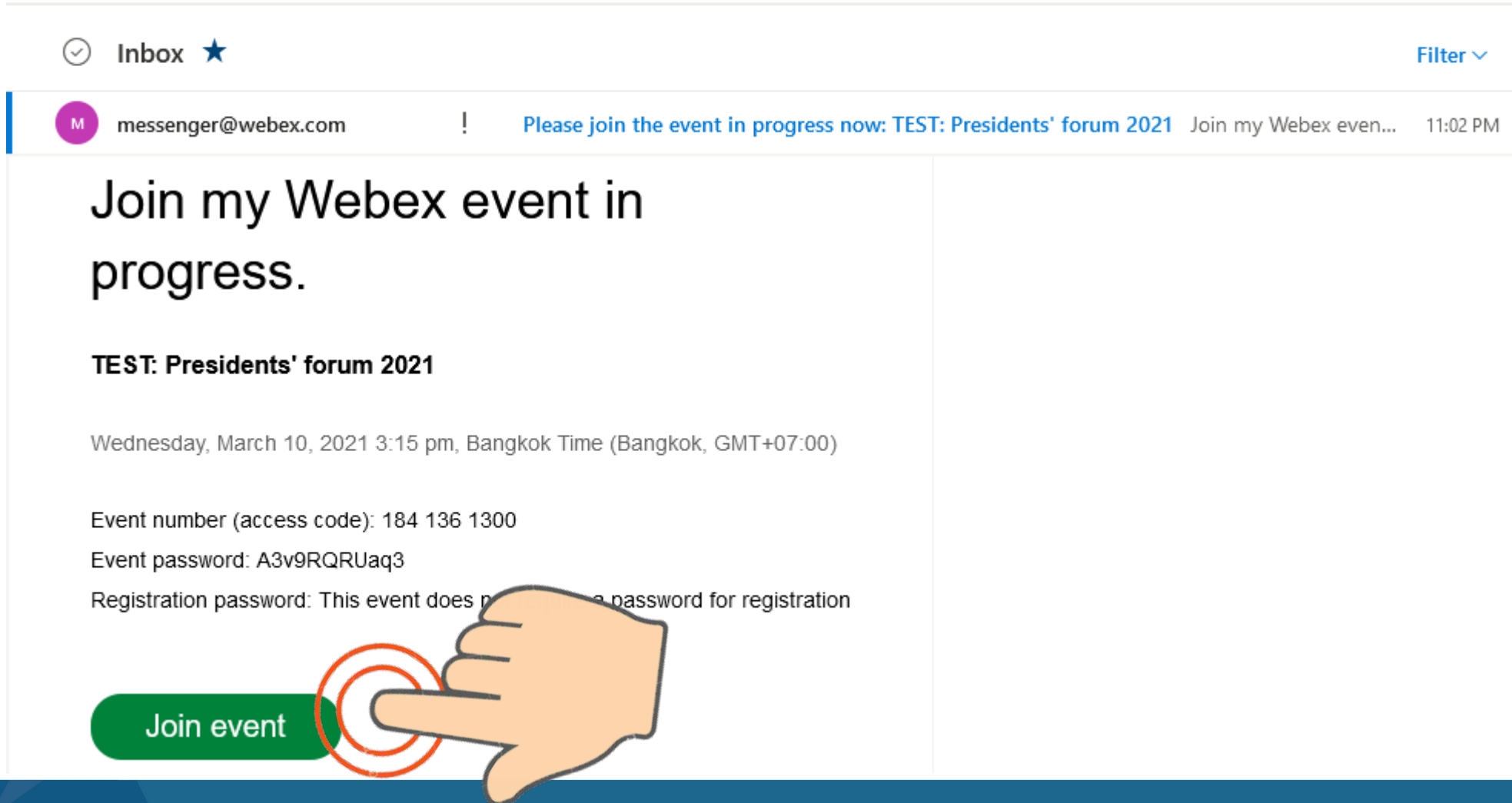
31 May – 2 June 2021



International Cooperation Office (INCO), NSTDA

# 1. Check your e-mail and click Join event

Before 1 day prior to the webinar, you will receive a reminder email. Please click [Join event](#) that it will log you in the webinar.



The screenshot shows an email interface. At the top, it says 'Inbox' with a star icon and a 'Filter' dropdown. The sender is 'messenger@webex.com' with a purple 'M' icon. The subject line is 'Please join the event in progress now: TEST: Presidents' forum 2021'. The main body of the email contains the following text:

**Join my Webex event in progress.**

**TEST: Presidents' forum 2021**

Wednesday, March 10, 2021 3:15 pm, Bangkok Time (Bangkok, GMT+07:00)

Event number (access code): 184 136 1300  
Event password: A3v9RQRUaq3  
Registration password: This event does not require a password for registration

At the bottom of the email body, there is a green button labeled 'Join event'. A hand icon is pointing to this button, with a red circle and a smaller orange circle around it to highlight the button.

# 2. Fill your information

Please fill First name, Last name, Email address and [click Join Now](#)



## Event Information: Test

You have registered for this event.

[English](#) : [Bangkok Time](#)

**Event status:** ● Started  
**Date and time:** Tuesday, October 20, 2020 2:45 pm  
Bangkok Time (Bangkok, GMT+07:00)  
[Change time zone](#)  
**Duration:** 1 hour  
**Description:**

By joining this event, you are accepting the Cisco Webex [Terms of Service](#) and [Privacy Statement](#).

Before you join the event, please [click here](#) to make sure that you have the appropriate players to view UCF (Universal Communications Form) event.

Join Event Now

To join this event, provide the following information.


**First name:**

**Last name:**

**Email address:**

**\*\*Click Join Now\*\***

[Join Now](#)  
[Join by browser](#)



# 3. Download WebEx Plug-Ins

The first time you join or start a meeting, the Meeting Center application will automatically be installed; however you can also manually download and install it.

# 4. For Firefox browser

Presidents' Forum 2021 "Bio-Circular-Green Economy: Turning Challenges into Opportunities in the Post-COVID-19 World"

Friday, March 26, 2021 1:30 pm




Audio: Use computer audio ▾

and microphone

Unmute ▾

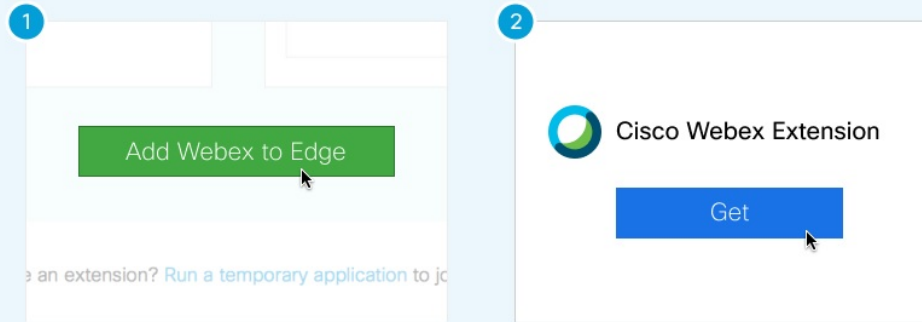
Join Event



# 5. For Microsoft Edge & Chrome browser

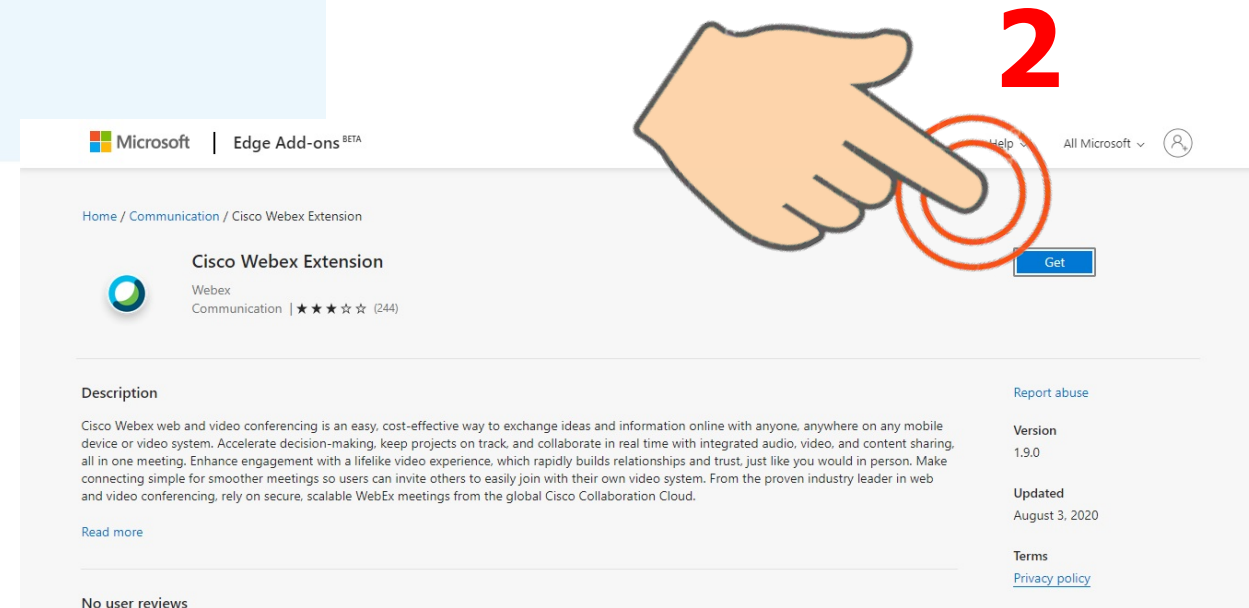
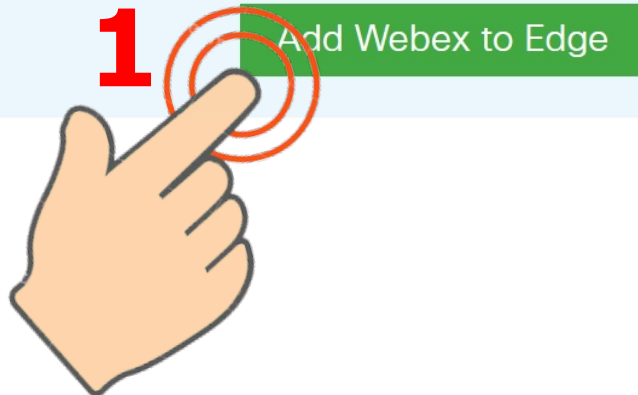
## Step 1 of 2: Add Webex to Edge

Follow this one-time process to join all Webex meetings quickly.



Select **Add Webex to Edge**.

Select **Get** in the Microsoft store.



# 6. For Microsoft Edge & Chrome browser

## Add "Cisco Webex Extension" to Microsoft Edge?

The extension can:

- Read and change your data on all webex.com sites
- Communicate with cooperating native applications

Add extension

Cancel

3



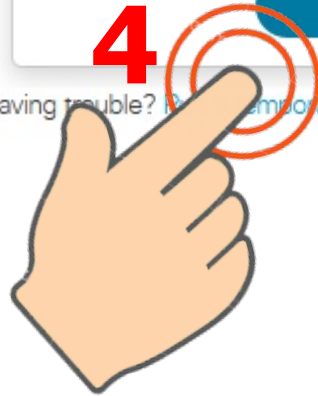
## Cisco Webex Events

You joined the event. Are you sure you want to join it again? If you select Yes, more than one instance of the event will be running at the same time. As a result, you may hear echo.

Yes

No

4



Still having trouble? [View temporary application](#) to join this meeting immediately.



Audio: Use computer audio

Test speaker and microphone

Join Event

5



# 7. If you have any question?

The image shows a Zoom meeting interface with a Q&A panel open. A hand icon points to the Q&A icon in the bottom toolbar, labeled "1 Click Q&A". The Q&A panel shows a dropdown menu with "All Panelists" selected, labeled "2 Click All Panelists". Below the dropdown is a text input field with the placeholder "Select a panelist in the Ask menu first and then type your question", labeled "3 type your question". A "Send" button is visible to the right of the input field, labeled "4 Click Send".

File Edit View Audio & Video Participant Event Help

Sorasak Rattanachoti... (Host)

Participants

Panelist: 1

Attendee:

Q&A

All (0)

All Panelists

Select a panelist in the Ask menu first and then type your question

Send

Unmute

Participants QA

**1 Click Q&A**

**2 Click All Panelists**

**3 type your question**

**4 Click Send**

תודה  
 Dankie Gracias  
 Спасибо شكراً  
 Merci Takk  
 Köszönjük Terima kasih  
 Grazie Dziękujemy Dėkojame  
 Ďakujeme Vielen Dank Paldies  
 Kiitos Täname teid 谢谢  
**Thank You** Tak  
 感謝您 Obrigado Teşekkür Ederiz  
 감사합니다  
 Σας ευχαριστούμε ขอบคุณ  
 Bedankt Děkujeme vám  
 ありがとうございます  
 Tack



International Cooperation Office (INCO)  
 National Science and Technology Development  
 Agency (NSTDA)

E-Mail: [inco@nstda.or.th](mailto:inco@nstda.or.th)

Website: [www.nstda.or.th/en](http://www.nstda.or.th/en)

YouTube: [inco\\_nstda](https://www.youtube.com/channel/UC0v31111111111111111111)