



# How to join the **ANSO International Forum on Green Technology**

11 June 2021



International Cooperation Office (INCO), NSTDA

# 1. On Event Date (June 11, 2021)

## Event Information: Test

You have registered for this event.

[English](#) : [Bangkok Time](#)

**Event status:** ● Started

**Date and time:** Tuesday, October 20, 2020 2:45 pm  
Bangkok Time (Bangkok, GMT+07:00)  
[Change time zone](#)

**Duration:** 1 hour

**Description:**

By joining this event, you are accepting the Cisco Webex [Terms of Service](#) and [Privacy Statement](#).

Join Event Now

To join this event, provide the following information.

**First name:**

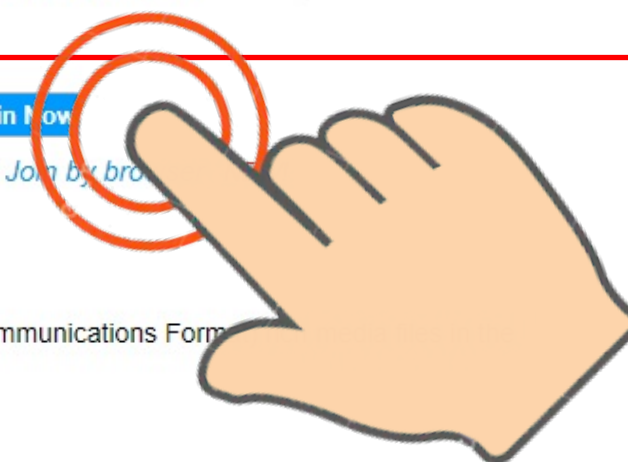
**Last name:**

**Email address:**

[Join Now](#)

[Join by bro](#)

Before you join the event, please [click here](#) to make sure that you have the appropriate players to view UCF (Universal Communications Form) event.



# 2. For Firefox browser

Presidents' Forum 2021 "Bio-Circular-Green Economy: Turning Challenges into Opportunities in the Post-COVID-19 World"

Friday, March 26, 2021 1:30 pm



Audio: Use computer audio ▾

and microphone

Unmute ▾

Join Event

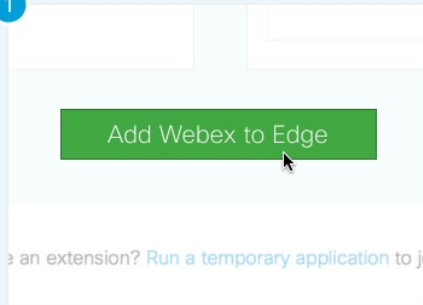


# 3. For Microsoft Edge & Chrome browser

## Step 1 of 2: Add Webex to Edge


Follow this one-time process to join all Webex meetings quickly.

1

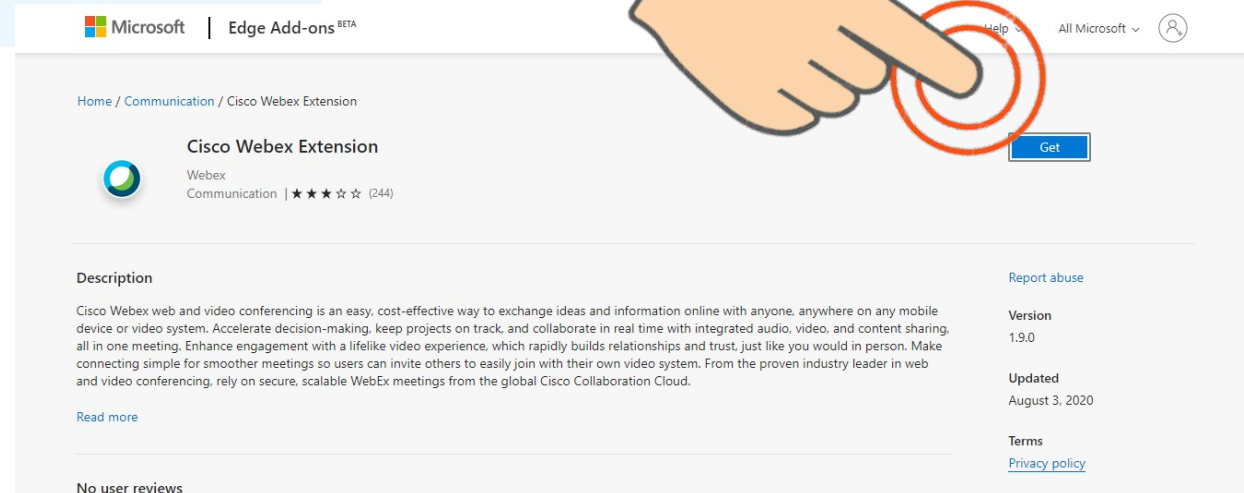



Select **Add Webex to Edge**.

2



Select **Get** in the Microsoft store.



# 4. For Microsoft Edge & Chrome browser

## Add "Cisco Webex Extension" to Microsoft Edge?

The extension can:

- Read and change your data on all webex.com sites
- Communicate with cooperating native applications

Add extension

Cancel



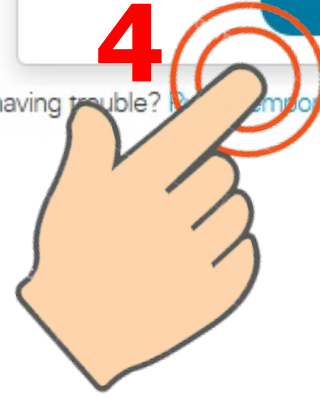
## Cisco Webex Events

You joined the event. Are you sure you want to join it again? If you select Yes, more than one instance of the event will be running at the same time. As a result, you may hear echo.

Yes

No

Still having trouble? [View temporary application](#) to join this meeting immediately.



Audio: Use computer audio

Test speaker and microphone

Join Event



# 5. If you have any question?

The image shows a Zoom meeting interface with a Q&A panel open. A large orange hand icon points to the Q&A tab in the bottom toolbar, labeled "1 Click Q&A". The Q&A panel shows a dropdown menu with "All Panelists" selected, labeled "2 Click All Panelists". Below the dropdown is a text input field with the placeholder "Select a panelist in the Ask menu first and then type your question", labeled "3 type your question". A "Send" button is visible to the right of the input field, labeled "4 Click Send".

File Edit View Audio & Video Participant Event Help

Sorasak Rattanachoti... (Host)

Participants

Panelist: 1

Attendee:

Q&A

All (0)

All Panelists

Select a panelist in the Ask menu first and then type your question

Send

Unmute

Participants QA

**1 Click Q&A**

**2 Click All Panelists**

**3 type your question**

**4 Click Send**

תודה  
Dankie Gracias  
Спасибо شكراً  
Merci Takk  
Köszönjük Terima kasih  
Grazie Dziękujemy Děkojame  
Ďakujeme Vielen Dank Paldies  
Kiitos Tänname teid 谢谢  
**Thank You** Tak  
感謝您 Obrigado Teşekkür Ederiz  
Σας ευχαριστούμε 감사합니다  
Bedankt Děkujeme vám  
ありがとうございます  
Tack



International Cooperation Office (INCO)  
National Science and Technology Development  
Agency (NSTDA)  
E-Mail: [inco@nstda.or.th](mailto:inco@nstda.or.th)  
[www.nstda.or.th/en](http://www.nstda.or.th/en)